


East Midlands Endoscopy Training Centre


Staff Story 2020



What Is An Endoscopy?


- NHS UK

An **endoscopy** is a procedure where organs inside your body are looked at using an instrument called an **endoscope**. An **endoscope** is a long, thin, flexible tube that has a light and camera at one end. Images of the inside of your body are shown on a television screen.




What Procedures Do We Offer At SFH?

- Gastroscopy
- Colonoscopy
- Flexible Sigmoidoscopy
- ERCP
- Bronchoscopy
- Cystoscopy
- Capsule Endoscopy
- Upper GI Manometry
- Percutaneous Endoscopic Gastrostomy (PEG)


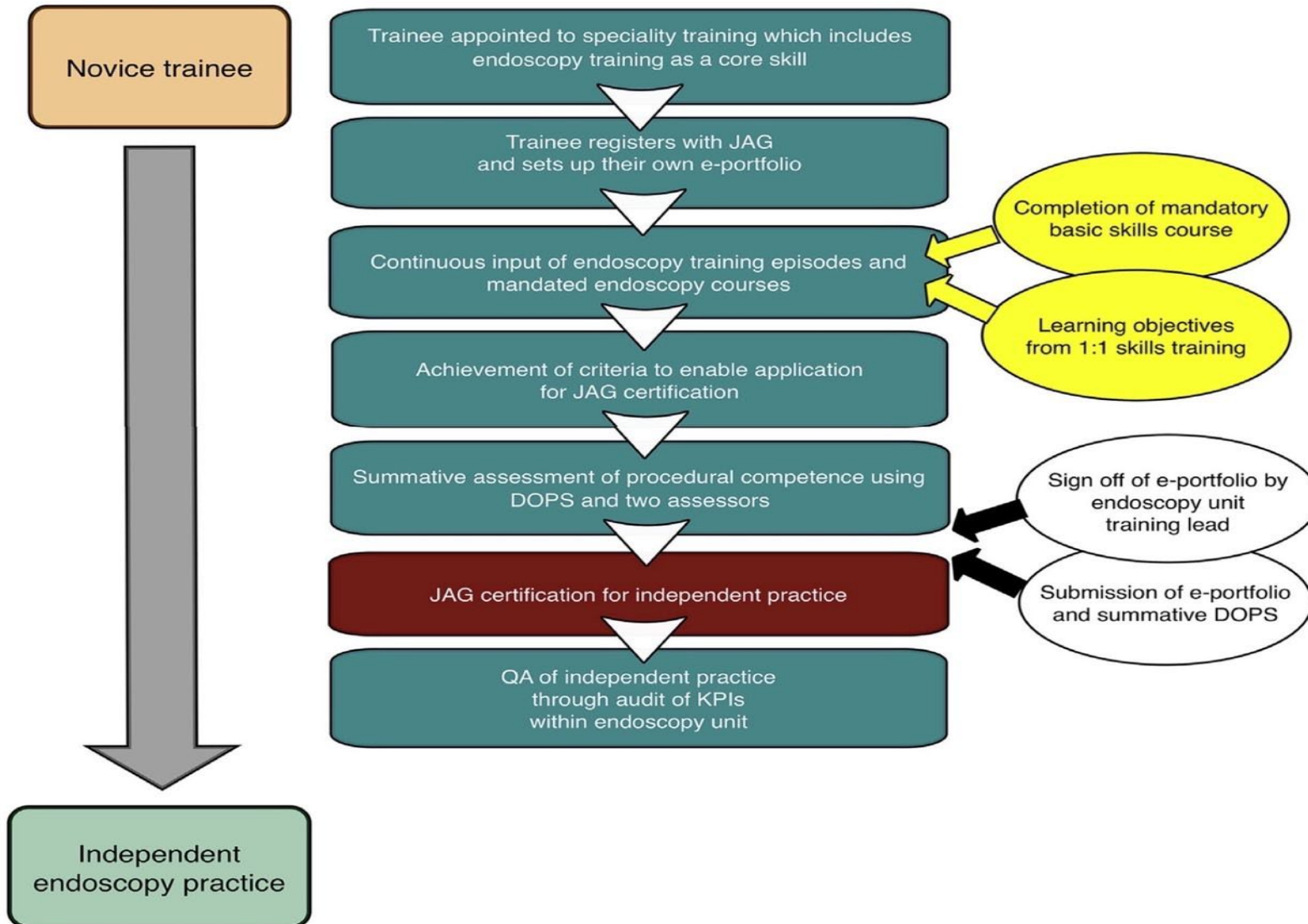


Background To Training

- Apprenticeship Style Training with No Formal Regulation
- 1994 Joint Advisory Group (JAG) Formed to Standardise Training
- 1999 Unacceptable Standards of Practice Reported during Audit in Preparation for Bowel Cancer Screening Programme
- Led To Review Of Endoscopy Training
- 2004 NCEPOD 'Scoping Our Practice' Highlighted Shortfalls in Quality of Care
- As A Result Global Rating Score (GRS) Introduced as Quality Improvement Tool
- 2004 (JAG) Produced Training Standards
- 2005 JAG Produced Guidelines for Non-Medical Endoscopists
- 2005 JAG Accredited Courses for upper & lower GI endoscopy compulsory
- 2009 JAG Endoscopy Training System (JETS) launched




JAG Trainee Certification Pathway


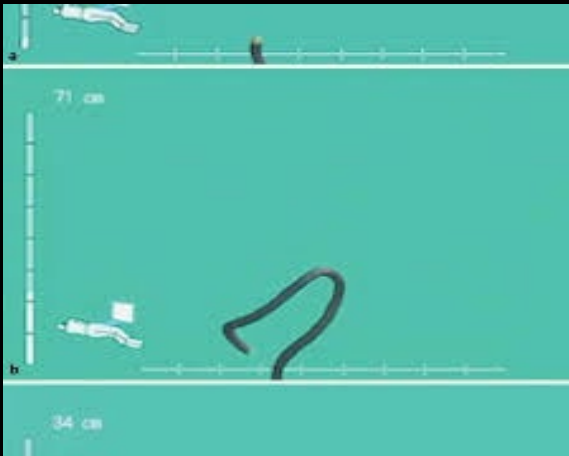
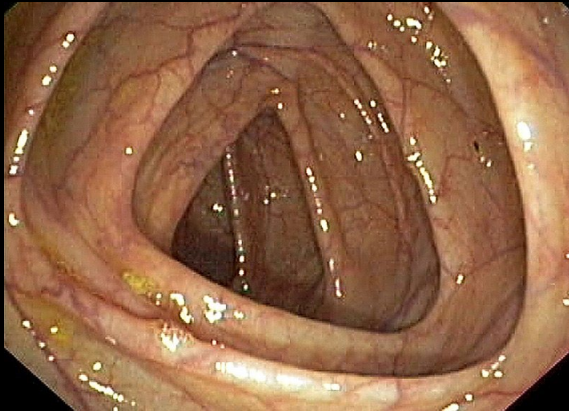


Courses We Offer

- Basic Skills in Upper GI
- Basic Skills in Colonoscopy
- Polypectomy and Advanced Colonoscopy
- NME upper & lower
- Train the Gastroscopy Trainer
- Train the Colonoscopy Trainer




Format Of The Courses



SFH Way

- Focus on Individual Needs of Candidates
- Friendly & Approachable
- Consent of Patients at Time of Booking Procedure
- Highly Skilled Faculty Supporting 1:1 During Procedure
- Timely Intervention to Maintain Learning Experience & Patient Satisfaction
- Involvement of All Nursing Staff to Support Their Progression
- Maximum Exposure to Practical Skills - 'Hands On' Approach
- Interaction With Different Specialities
- Share Knowledge & Skills
- Passionate About Training
- Focus Heavily on **ENTS**




Photos & Faculty

NHS
Sherwood Forest Hospitals
NHS Foundation Trust



- Dr Steve Foley Endoscopy Lead & Consultant Gastroenterologist
- Sharon Hudson Clinical Endoscopist
- Mark Jones Clinical Endoscopist
- Mr K Badrinath Consultant Surgeon Colorectal
- Mr R Hind Consultant Surgeon Colorectal
- Mr N Watson Consultant Surgeon Colorectal
- Miss E Gemmill Consultant Surgeon Upper GI
- Miss J Patterson Consultant Surgeon Upper GI
- Alison Bird Clinical Endoscopist
- Charikleia Kalogeri Clinical Endoscopist
- Fay Oxley Course Co-ordinator
- Jane Cartwright Deputy Department Leader
- Dr S Niaz International Faculty Karachi



Feedback

Really allowed me time to do the procedure whilst giving me tips to improve throughout, very useful! thanks so much

Fantastic training faculty, brilliant endoscopy unit. All very welcoming. This is the second time I have been here and it was amazing just like the first time. Thank you all for your support

Great - educational and fun - many thanks


Enjoyable and educational - very grateful.

Enjoyable and educational - what more could you hope for.

Amazing course. All the faculty were helpful, patient and fantastic trainers.

Very useful course with a friendly bunch of teachers.

The location, hospitality and friendliness of the staff was exemplary



“It goes without saying that no man can teach successfully who is not at the same time a student”

William Osler 1905

