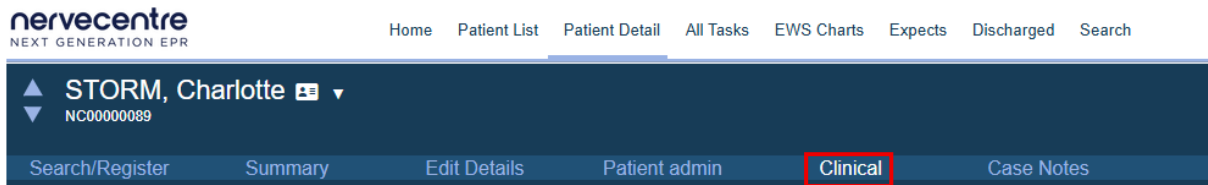




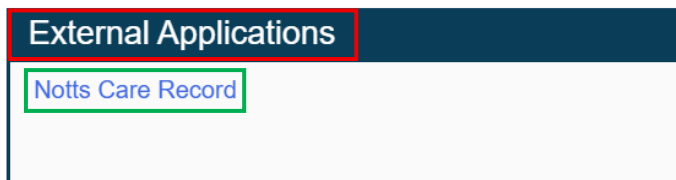
## How to access Notts Care Record in patient context via Nervecentre

Click the **clinical** tab within your patients record.



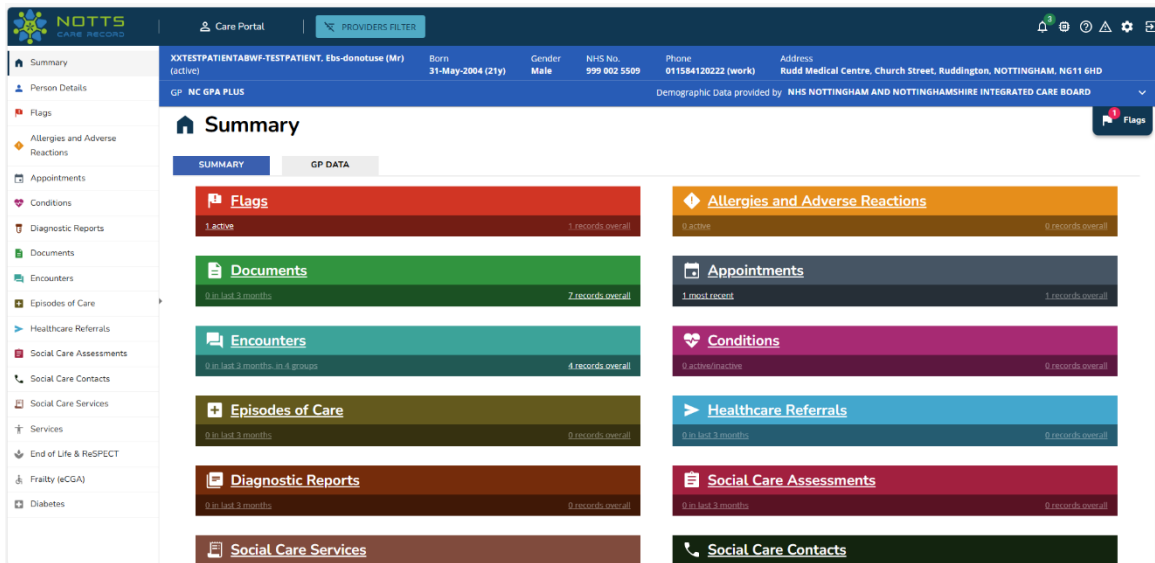
The screenshot shows the Nervecentre interface for patient Charlotte Storm (NC0000089). The navigation bar includes tabs for Search/Register, Summary, Edit Details, Patient admin, **Clinical** (highlighted with a red box), and Case Notes. The top navigation menu includes Home, Patient List, Patient Detail, All Tasks, EWS Charts, Expects, Discharged, and Search.

Once in the clinical page scroll to the bottom of the page until you reach **External Applications** then **Double Click Notts Care Record**.



The screenshot shows the 'External Applications' section. A box highlights the 'Notts Care Record' link, which is the target for the user to double-click.

The Notts Care Record will automatically open.



The screenshot shows the Notts Care Record patient summary page for Mr. Ebs-donotuse. The page displays a summary of various clinical data points:

Category	Active	Records Overall
Flags	1 active	1 records overall
Documents	0 in last 3 months	7 records overall
Encounters	0 in last 3 months, in 4 groups	4 records overall
Episodes of Care	0 in last 3 months	0 records overall
Diagnostic Reports	0 in last 3 months	0 records overall
Social Care Services	0 in last 3 months	0 records overall
Allergies and Adverse Reactions	0 active	0 records overall
Appointments	1 most recent	1 records overall
Conditions	0 accepted/source	0 records overall
Healthcare Referrals	0 in last 3 months	0 records overall
Social Care Assessments	0 in last 3 months	0 records overall
Social Care Contacts	0 in last 3 months	0 records overall