

Maternity Perinatal Quality Surveillance Model for February 2025 (January 2025 data)

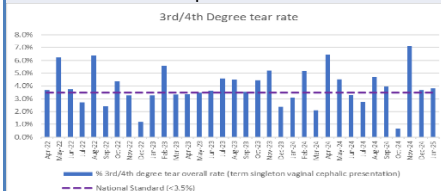


Sherwood Forest Hospitals
NHS Foundation Trust

Exception report based on highlighted fields in monthly scorecard using Jan 2025 data (Slide 2)

3rd/4th Degree Tear – 3.8% (Jan 25)

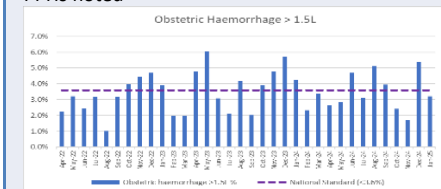
- Rate reduced. No significant trends identified from previous month's review.



Postpartum Haemorrhage 3.2% (Jan 25)

Increase in cases last month; review noted specific increase in secondary PPH

Decrease noted in Jan data, less secondary PPHs noted



Saving Babies Lives Care Bundle (SBLCB v3)

National ambition to achieve a 50% reduction in stillbirths and maternal and neonatal deaths by 2025.

- 6 elements – **FULLY COMPLIANT** AS PER MIS YR 6 SUBMISSION, SA6
- Audit, data review and submissions now led by Governance Lead Midwife from Jan 2025 – submitted through Futures Platform
- Continuing to support improvements for element 1 – reducing smoking in pregnancy. Ensuring that CO testing is offered to all pregnant women at the antenatal booking and 36-week antenatal appointment and at all other antenatal appointments to groups identified within NICE Guidance NG209.

Stillbirth Rate (3.8/1000 births YTD)

- PMRT – 1 reportable case for January 2025. 25+4 IUFD

Patient Experience (Jan 25)

- No complaints received in January 2025
- Advocacy Lead Sarah Seddon in post from January 2025, 0.2 wte alongside MNVP collaboration to support FFT response rate and service user engagement in QI
- Senior Team attending PEC from March 2025

Friends and Family Test (FFT) (Jan 25)

Overall response rate 82%

Lower response rate continues across service- to review current process with support from MNVP

Workforce – vacancy rate 8% (Jan 25)

Maternity

- 1 Obstetric Consultant vacancy – recruitment underway
- Midwifery B6 vacancy due to increased headroom from 1st April 25
- Maternity Support Workers – band 2 to band 3 project to be completed early in 2025. B3 vacancy to be advertised early March 2025 to support additional B3 for Triage in new staffing model

Neonatal

- Significant nursing challenges due to staff absence through maternity and sickness. Local plan enacted to support.
- No Neonatal Consultant vacancy.

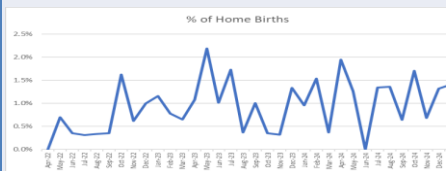
Staffing Red Flags (Jan 25)

Suspension of Maternity Services

0 suspension of service in January 2025

Home Birth Service

Service suspended overnight 09.01.25, 16.01.25 and 20.01.25 due to staff sickness. Risk to service remains due to expected parenting leave – mitigated through recruiting into increased headroom



IOL/Planned Care Lead Midwife

- New lead in post to focus on QI work around improving delays in IOL and pathways of care for elective cesarean sections

Maternity Assurance

NHSR

- Year 6 MIS completed and achieved
- Planning for Year 7 underway – awaiting technical guidance.

National Reporting

- Ockenden - Initial 7 IEA- 100% compliant
- 3 yr. delivery plan – system plan in development

Incidents reported Jan 2024; 89 (87 no/low harm, 2 moderate or above*)

MDT reviews

Triggers x 11

Comments

No themes identified

*2 Incidents reported as 'moderate or above' from the cases reviewed. 1 regarding diabetic care and 1 awaiting triggers

Maternity Perinatal Quality Surveillance scorecard



Sherwood Forest Hospitals
NHS Foundation Trust

CQC Maternity Ratings- assessed 2023	Overall	Safe	Effective	Caring	Responsive	Well led
	Good	Requires Improvement	Good	Outstanding	Good	Good
Unit on the Maternity Improvement Programme				No		

Quality Metric	Standard	Running Total/ average	Nov-23	Dec-23	Jan-24	Feb-24	Mar-24	Apr-24	May-24	Jun-24	Jul-24	Aug-24	Sep-24	Oct-24	Nov-24	Dec-24	Jan-25	Trend
1:1 care in labour	>95%	100.00%	100%	100%	100%	100%	100%	100%	100%	100%	100%	100%	100%	100%	100%	100%	100%	
Spontaneous Vaginal Birth			51%	53%	47%	56%	49%	49%	48%	48%	46%	48%	46%	44%	54%	51%	52%	
3rd/4th degree tear overall rate	<3.5%	3.50%	5.20%	2.40%	3.00%	5.00%	2.10%	6.00%	4.50%	3.00%	2.80%	4.70%	3.90%	0.70%	7.10%	3.70%	3.80%	
3rd/4th degree tear overall number		79	9	4	5	8	3	11	8	4	4	7	6	1	12	6	6	
Obstetric haemorrhage >1.5L number		127	15	17	13	6	9	9	9	11	9	15	12	7	5	16	9	
Obstetric haemorrhage >1.5L rate	<3.5%	3.90%	4.80%	5.70%	4.00%	2.60%	3.40%	2.60%	2.90%	4.70%	3.10%	5.10%	3.90%	2.40%	1.70%	5.40%	3.20%	
Term admissions to NICU	<6%	3.10%	3.00%	3.10%	3.00%	2.80%	3.80%	2.60%	4.00%	2.90%	4.70%	4.00%	3.90%	3.60%	3.30%	1.90%	1.10%	
Stillbirth number		10	0	2	1	2	1	0	1	1	0	2	2	1	3	0	1	
Stillbirth rate	<4.4/1000			2.300			3.100			2.300			4.400			4.500		
Rostered consultant cover on SBU - hours per week	60 hours	60	60	60	60	60	60	60	60	60	60	60	60	60	60	60	60	
Dedicated anaesthetic cover on SBU - pw	10	10	10	10	10	10	10	10	10	10	10	10	10	10	10	10	10	
Midwife / band 3 to birth ratio (establishment)	<1:28		1:27	1:27	1:27	1:27	1:27	1:27	1:27	1:27	1:22	1:22	1:23	1:22.18	1:22.10	1:22.10	1:22.10	
Midwife / band 3 to birth ratio (in post)	<1:30		1:29	1:29	1:29	1:29	1:29	1:29	1:29	1:29	1:23	1:23	1:24	1:22.75	1:22.18	1:22.10	1:22.18	
Number of compliments (PET)		38	4	3	2	3	4	5	4	1			1	2	1	1	2	
Number of concerns (PET)		9	0	1	1	1	1	0	0	4			4	0	1	0	0	
Complaints		6	0	0	1	0	0	1	1	0			0	0	0	0	0	
FFT recommendation rate	>93%		91%	90%	90%	90%	90%	90%	90%	91%	91%		84%	89%	84%	83%	82%	

External Reporting	Standard	Running Total/ average	Nov-23	Dec-23	Jan-24	Feb-24	Mar-24	Apr-24	May-24	Jun-24	Jul-24	Aug-24	Sep-24	Oct-24	Nov-24	Dec-24	Jan-25	Trend
Maternity incidents no harm/low harm		1339	158	94	148	102	102	95	130	102	125	169	115	159	142	131	89	
Maternity incidents moderate harm & above		4	2	1	1	0	0	0	0	0	2	1	0	0	0	0	2	
HSIB/CQC/NHSR with a concern or request for action		Y/N	N	N	N	N	N	N	N	N	N	N	N	N	N	N	N	
Coroner Reg 28 made directly to the Trust		Y/N	0	0	0	0	0	0	0	1	1	0	0	0	0	0	0	
Progress in Achievement of MIS YEAR 6		4 < 7 & above																

Findings of review of all perinatal deaths using the real time monitoring tool	Jan-25	All PMRT cases have been reported and reviewed within the MIS reporting deadlines. 3 cases were reviewed and moved to draft status. x1 IUFD case reported to PMRT.
Findings of review all cases eligible for referral to MNSI	Jan-25	No cases eligible for reporting to MNSI.
Service user voice feedback	Jan-25	FFT RESPONSE RATE - remains poor / collaboration with MNVP to address
Staff feedback from frontline champions and walk-about	Jan-25	MNSC walk arounds continue and Staff Council formed