

Maternity Perinatal Quality Surveillance Model for March 2025 (February 2025 data)

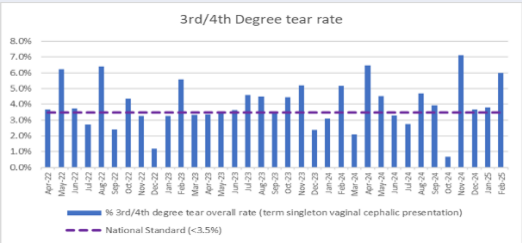


Sherwood Forest Hospitals  
NHS Foundation Trust

Exception report based on highlighted fields in monthly scorecard using Feb 2025 data (Slide 2)

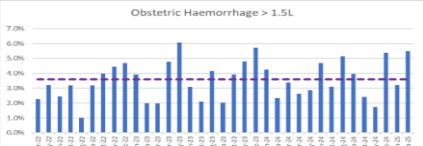
3rd/4th Degree Tear – 6.0% Feb 25

- Increase in cases noted this month
- MDT review and system plan for review



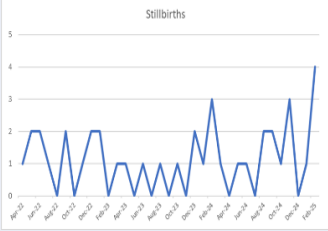
Postpartum Haemorrhage 5.5% (Feb 25)

- Increase in cases noted this month
- MDT review and MDT review and system plan for review



Stillbirth Rate Feb 2025

- 4 cases in February 2025
- MDT review and system plan for review



Patient Experience (Feb 25)

- 2 complaints received in Feb 25 – theme standards of care and communication experienced on Maternity Ward

Friends and Family Test (FFT 83% positive)

Trust had overall response rate of 16.1% for Feb. Proportionally continuing low response rate for Maternity. Lead Advocate and MNVP will support Ward Leads and Matrons to address response rate improvements.

Workforce

Maternity

- 1 Obstetric Consultant vacancy – recruitment underway
- Midwifery B6 vacancy due to increased headroom from 1<sup>st</sup> April 25 - advertised
- Maternity Support Workers – band 2 to band 3 project to be completed early in 2025. B3 vacancy advertised early March 2025 to support additional B3 for Triage in new staffing model

Neonatal

- Significant nursing challenges due to staff absence through maternity and sickness. Local plan enacted to support.
- No Neonatal Consultant vacancy.

Staffing Red Flags (Feb 25)

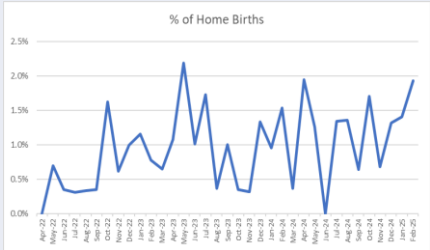
Suspension of Maternity Services

1 suspension of service in February 2025 due to increased acuity

Home Birth Service

5 homebirths in February – (YTD 1.3%)

HB Service suspended once in February due to staff short term sickness. DW218120 04.02.25



Saving Babies Lives Care Bundle (SBLCB v3)

Intervention Elements	Description	Element Progress Status (Self assessment)	% of Interventions Fully Implemented (Self assessment)	Element Progress Status (LUNRS Validated)	% of Interventions Fully Implemented (LUNRS Validated)	NHS Resolution Maternity Incentive Scheme
Element 1	Smoking in pregnancy	Partially implemented	80%	Partially implemented	80%	CNST Met
Element 2	Fetal growth restriction	Partially implemented	95%	Partially implemented	95%	CNST Met
Element 3	Reduced fetal movements	Partially implemented	50%	Partially implemented	50%	CNST Met
Element 4	Fetal monitoring in labour	Fully implemented	100%	Fully implemented	100%	CNST Met
Element 5	Preterm birth	Partially implemented	96%	Partially implemented	96%	CNST Met
Element 6	Diabetes	Partially implemented	83%	Partially implemented	83%	CNST Met
All Elements	TOTAL	Partially implemented	91%	Partially implemented	91%	CNST Met

Maternity Assurance

NHSR

- Year 6 MIS completed and achieved
- Planning for Year 7 underway – awaiting technical guidance.

National Reporting

- Ockenden - Initial 7 IEA- 100% compliant
- 3 yr. delivery plan – system plan in development

Incidents reported Feb 2025: 107 (105 no/low harm, 2 moderate or above\*)

MDT reviews

Triggers x 14

Comments

No themes identified

- \*2 incidents under MDT review for level of harm:
- DW219227 3<sup>rd</sup>/4<sup>th</sup> degree tear
  - DW 218764 PPH

# Maternity Perinatal Quality Surveillance scorecard March 2025



**Sherwood Forest Hospitals**  
NHS Foundation Trust

CQC Maternity Ratings- assessed 2023	Overall	Safe	Effective	Caring	Responsive	Well led
	Good	Requires Improvement	Good	Outstanding	Good	Good
Unit on the Maternity Improvement Programme				No		

Quality Metric	Standard	Running Total/ average	Feb-24	Mar-24	Apr-24	May-24	Jun-24	Jul-24	Aug-24	Sep-24	Oct-24	Nov-24	Dec-24	Jan-25	Feb-25	Trend
1:1 care in labour	>95%	100.00%	100%	100%	100%	100%	100%	100%	100%	100%	100%	100%	100%	100%	100%	
Spontaneous Vaginal Birth			56%	49%	49%	48%	48%	46%	48%	46%	44%	54%	51%	52%	51%	
3rd/4th degree tear overall rate	<3.5%	3.50%	5.00%	2.10%	6.00%	4.50%	3.00%	2.80%	4.70%	3.90%	0.70%	7.10%	3.70%	3.80%	6.00%	
3rd/4th degree tear overall number		79	8	3	11	8	4	4	7	6	1	12	6	6	6	
Obstetric haemorrhage >1.5L number		127	6	9	9	9	11	9	15	12	7	5	16	9	14	
Obstetric haemorrhage >1.5L rate	<3.5%	3.90%	2.60%	3.40%	2.60%	2.90%	4.70%	3.10%	5.10%	3.90%	2.40%	1.70%	5.40%	3.20%	5.50%	
Term admissions to NICU	<6%	3.10%	2.80%	3.80%	2.60%	4.00%	2.90%	4.70%	4.00%	3.90%	3.60%	3.30%	1.90%	1.10%	1.95%	
Stillbirth number		10	2	1	0	1	1	0	2	2	1	3	0	1	4	
Stillbirth rate	<4.4/1000			3.100			2.300			4.400			4.500		4.700	
Rostered consultant cover on SBU - hours per week	60 hours	60	60	60	60	60	60	60	60	60	60	60	60	60	60	
Dedicated anaesthetic cover on SBU - pw	10	10	10	10	10	10	10	10	10	10	10	10	10	10	10	
Midwife / band 3 to birth ratio (establishment)	<1:28		1:27	1:27	1:27	1:27	1:27	1:22	1:22	1:23	1:22.18	1:22.10	1:22.10	1:22.10	1:22.10	
Midwife/ band 3 to birth ratio (in post)	<1:30		1:29	1:29	1:29	1:29	1:29	1:23	1:23	1:24	1:22.75	1:22.18	1:22.10	1:22.18	1:22.19	
Number of compliments (PET)		38	3	4	5	4	1			1	2	1	1	2	3	
Number of concerns (PET)		9	1	1	0	0	4			4	0	1	0	0	1	
Complaints		6	0	0	1	1	0			0	0	0	0	0	0	
FFT recommendation rate	>93%		90%	90%	90%	91%	91%			84%	89%	84%	83%	82%	83%	

External Reporting	Standard	Running Total/ average	Feb-24	Mar-24	Apr-24	May-24	Jun-24	Jul-24	Aug-24	Sep-24	Oct-24	Nov-24	Dec-24	Jan-25	Feb-25	Trend
Maternity incidents no harm/low harm		1339	102	102	95	130	102	125	169	115	159	142	131	89	107	
Maternity incidents moderate harm & above		0	0	0	0	0	0	2	1	0	0	0	0	2	0	
MNSI/CQC/NHSR with a concern or request for action		Y/N	N	N	N	N	N	N	N	N	N	N	N	N	N	
Coroner Reg 28 made directly to the Trust		Y/N	0	0	0	0	1	1	0	0	0	0	0	0	0	
Progress in Achievement of MIS YEAR 6		<4 <7 & above														

Findings of review of all perinatal deaths using the real time monitoring tool	Feb-25	We reviewed 3 internal cases and one external case. External case not returned as of yet as needing neonatal comment.
Findings of review all cases eligible for referral to MNSI	Feb-25	One case eligible for reporting to MNSI: interviews have commenced w/c 10/03/25. A further case still awaiting outcome re whether taken on by MNSI; based on MRI results/ no consent from family.
Service user voice feedback	Feb-25	FFT RESPONSE RATE - remains poor / collaboration with MNVP to address
Staff feedback from Safety Champions and walk-about	Feb-25	MNSC walk arounds continue and Staff Council formed and working with Trust wide Shared Governance Council. Focus on possible Triage relocation for Safety Champions in February