

Quick Reference Guide



Copying Observations or Assessments Into Case Notes (Clipboard Function)




This function is only available for the ED Nursing and ED Medical Continuation forms.


1

Select the patient then select the **Case Notes** subheading.


2

Hover the cursor over **ED Notes**. Click on the plus  icon to add different encounters. Select **ED Nursing** or **ED Medical Continuation**.

3

Select **Clinical** to take you to the observations chart. On the top-right corner of the screen, click on the  icon.

4

Data that can be copied across will display with a green  icon. Select all required data, this is then added to your clipboard.

5

Select **Case Notes** to go back to the case note encounter. Select **Paste from clipboard** on the **Obs, Assessments + Investigations Review Box**.

6

Complete case note and then select **Submit Intervention**.