












Number of Red Flags recorded

01/04/2023 to 31/03/2024

Red Flags	Breakdown of Red Flags	Times occurred	Percentage
 RF1	Delayed or cancelled time critical activity	16	4%
 RF2	Missed or delayed care (for example, delay of 60 minutes or more in washing and suturing)	1	0%
 RF3	Missed medication during an admission to hospital or midwifery-led unit (for example, diabetes medication)	0	0%
 RF4	Delay in providing pain relief	4	1%
 RF5	Delay between presentation and triage	13	3%
 RF6	Full clinical examination not carried out when presenting in labour	1	0%
 RF7	Delay between admission for induction and beginning of process	64	17%
 RF8	Delayed recognition of and action on abnormal vital signs (for example, sepsis or urine output)	0	0%
 RF9	Any occasion when 1 midwife is not able to provide continuous one-to-one care and support to a woman during established labour	5	1%
 RF10	Coordinator unable to maintain supernumerary status	28	7%
 RF11	Delay ARM > 3 hours	244	65%
TOTAL		376	

*The % is rounded to nearest whole number